

Town of Monroe



***Budget Presentation
Board of Finance
Public Hearing
2008-09 Fiscal Year***

**Tom Buzi
First Selectman
February 28th, 2008**



Budget Considerations

- ***Economy***
 - ***Potential for economic recession***
 - ***Rising commodity pricing***
- ***Voter concerns***
 - ***Affordable budget***
- ***Recent budget history***
- ***Grand List***
- ***Tackling Monroe's needs in small bites***

Looking at all factors



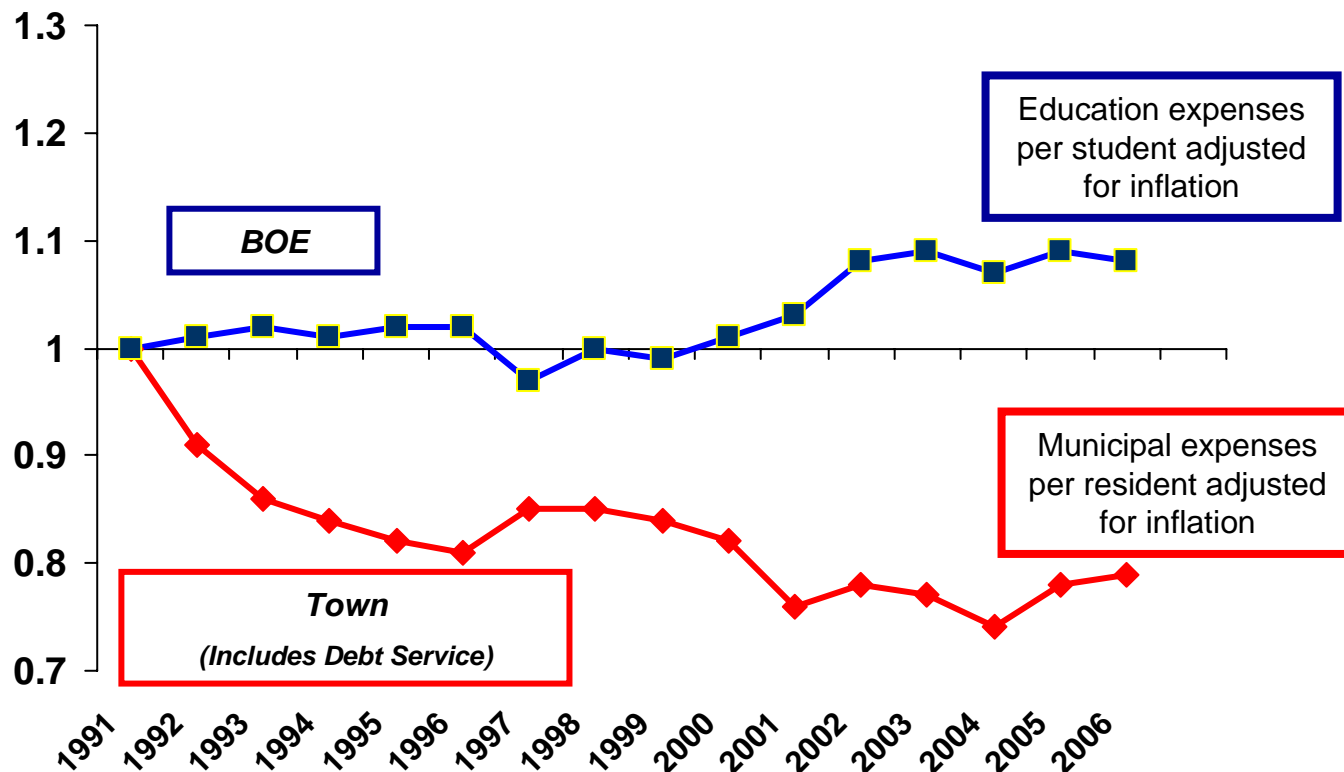
Budget Priorities

- ***Fund essential services – needs based***
 - ***Education***
 - ***Emergency services***
- ***Increase Road Maintenance Funding***
- ***Assets***
 - ***Initiate long term vehicle replacement plan***
 - ***Fund emergency radio system***
 - ***Repair Jockey Hollow Fire Station HVAC***
- ***Provide for increased Senior Tax Relief***

Need to develop a balanced plan



Spending History



Town funding lags CPI



Spending Outcomes

BOE

- **Significantly improved facilities**
- **Solid administrative team**
- **Strong instructional staff**
- **Improved curriculum**
- **Excellent Special Education services**
- **Significantly improved technology base**

Town

- **Town facilities in need of significant repair**
- **\$8.4M Vehicle backlog**
- **Underfunded emergency services**
- **Roads in need of significant repair (\$63M)**
- **Under staffing is the norm**
- **Technology needs improvement**

Lack of funding balance poses problems



Selectman's Financial Plan

| | <u>Budget 2007-08</u> | <u>Recommended 2008-09</u> | <u>Dollar Change</u> | <u>% Change</u> |
|----------------------------------|---------------------------|--------------------------------|--------------------------|---------------------|
| Town Revenue | \$3,473,307 | \$3,486,696 | \$13,389 | 0.39% |
| B.O.E. Revenue | <u>\$10,147,627</u> | <u>\$9,633,189</u> | <u>-\$514,438</u> | -5.07% |
| Total Revenue | \$13,620,934 | \$13,119,885 | -\$501,049 | -3.68% |
| Town Operating Expense | \$15,236,785 | \$16,137,332 | \$900,547 | 5.91% |
| Debt Service | \$5,330,823 | \$5,418,151 | \$87,328 | 1.64% |
| Education Totals | \$50,097,464 | \$52,412,119 | \$2,314,655 | 4.62% |
| Other Expenditures | <u>\$85,000</u> | <u>\$120,000</u> | <u>\$35,000</u> | 41.18% |
| Total Expenditures | \$70,750,072 | \$74,087,602 | \$3,337,530 | 4.72% |
| Excess Expenditures Over Revenue | \$57,129,138 | \$60,967,717 | \$3,838,579 | 6.72% |
| <u>Funding Sources</u> | | | | |
| Undesignated Fund Balance | \$370,000 | \$370,000 | \$0 | 0.00% |
| Supplemental Taxes | \$415,000 | \$425,000 | \$10,000 | 2.41% |
| Prior Years Taxes | \$200,000 | \$200,000 | \$0 | 0.00% |
| Current Years Taxes | <u>\$56,144,138</u> | <u>\$59,972,717</u> | <u>\$3,828,579</u> | 6.82% |
| Total Sources of Funding | \$57,129,138 | \$60,967,717 | \$3,838,579 | 6.72% |
| Estimated Grand List | | | | |
| @ 98.5% Collection Rate | \$2,047,566,716 | \$2,063,263,615 | \$15,696,899 | 0.77% |
| Mill Rate | 27.42 | 29.06 | 1.64 | 5.98% |



Adjusted Financial Plan

| | <u>Budget 2007-08</u> | <u>Recommended 2008-09</u> | <u>Dollar Change</u> | <u>% Change</u> |
|----------------------------------|---------------------------|--------------------------------|--------------------------|---------------------|
| Town Revenue | \$3,473,307 | \$3,486,696 | \$13,389 | 0.39% |
| B.O.E. Revenue | <u>\$10,147,627</u> | <u>\$9,633,189</u> | <u>-\$514,438</u> | -5.07% |
| Total Revenue | \$13,620,934 | \$13,119,885 | -\$501,049 | -3.68% |
| Town Operating Expense | \$15,236,785 | \$15,887,332 | \$650,547 | 4.27% |
| Debt Service | \$5,330,823 | \$5,418,151 | \$87,328 | 1.64% |
| Education Totals | \$50,097,464 | \$52,412,119 | \$2,314,655 | 4.62% |
| Other Expenditures | <u>\$85,000</u> | <u>\$120,000</u> | <u>\$35,000</u> | 41.18% |
| Total Expenditures | \$70,750,072 | \$73,837,602 | \$3,087,530 | 4.36% |
| Excess Expenditures Over Revenue | \$57,129,138 | \$60,717,717 | \$3,588,579 | 6.28% |
| <u>Funding Sources</u> | | | | |
| Undesignated Fund Balance | \$370,000 | \$370,000 | \$0 | 0.00% |
| Supplemental Taxes | \$415,000 | \$425,000 | \$10,000 | 2.41% |
| Prior Years Taxes | \$200,000 | \$200,000 | \$0 | 0.00% |
| Current Years Taxes | <u>\$56,144,138</u> | <u>\$59,722,717</u> | <u>\$3,578,579</u> | 6.37% |
| Total Sources of Funding | \$57,129,138 | \$60,717,717 | \$3,588,579 | 6.28% |
| Estimated Grand List | | | | |
| @ 98.5% Collection Rate | \$2,047,566,716 | \$2,063,263,615 | \$15,696,899 | 0.77% |
| Mill Rate | 27.42 | 28.95 | 1.53 | 5.58% |



Mill Rate Impacts

- ***Increased Grand List***
- ***Increased benefits for Senior Citizens***
 - ***New Senior Tax Relief ordinance***
 - ***Total benefit in program for Seniors is \$624K***
 - ***50% increase over 2007-08***
 - ***Good Tax Policy; Good Social Policy***
- ***Town absorbed \$22K cost for increased Veterans & Disabled benefits***
- ***Revenue decrease – Oxford tuition***

Providing balance in our tax policy



Town Revenue

| | <u>Budgeted Income 2007-08</u> | <u>Estimated Income 2008-09</u> | <u>Dollar Change</u> | <u>Per Cent Change</u> |
|-----------------------------|--|---|--------------------------|--------------------------------|
| Licenses, Permits, Fines | \$1,077,950 | \$1,077,000 | -\$950 | -0.09% |
| Intergovernmental | \$1,057,357 | \$1,068,236 | \$10,879 | 1.03% |
| Charges for Services | \$423,000 | \$431,460 | \$8,460 | 2.00% |
| Interest, Dividends & Liens | \$825,000 | \$825,000 | \$0 | 0.00% |
| Miscellaneous | <u>\$90,000</u> | <u>\$85,000</u> | <u>-\$5,000</u> | -5.56% |
| Total Town Revenue | \$3,473,307 | \$3,486,696 | \$13,389 | 0.39% |
| BOE Revenue | <u>\$10,147,627</u> | <u>\$9,633,189</u> | <u>-\$514,438</u> | -5.07% |
| Totals | \$13,620,934 | \$13,119,885 | -\$501,049 | -3.68% |

Oxford Tuition Impact



Town Revenue - BOE

| <u>B.O.E. Revenue</u> | <u>Budgeted Income 2007-08</u> | <u>Estimated Income 2008-09</u> | <u>Dollar Change</u> | <u>Per Cent Change</u> |
|-----------------------|--|---|--------------------------|--------------------------------|
| ECS | \$6,407,088 | \$6,572,186 | \$165,098 | 2.58% |
| Transportation | <u>\$151,921</u> | <u>\$121,996</u> | <u>-\$29,925</u> | -19.70% |
| Subtotal | \$6,559,009 | \$6,694,182 | \$135,173 | 2.06% |
| Individual Tuition | \$15,000 | \$15,000 | \$0 | 0.00% |
| Oxford Tuition | <u>\$891,835</u> | <u>\$161,888</u> | <u>-\$729,947</u> | -81.85% |
| Subtotal BOE Revenue | \$7,465,844 | \$6,871,070 | -\$594,774 | -7.97% |
| State Grants | \$1,483,269 | \$1,643,808 | \$160,539 | 10.82% |
| Contra Accounts | <u>\$1,198,514</u> | <u>\$1,118,311</u> | <u>-\$80,203</u> | -6.69% |
| Total | \$10,147,627 | \$9,633,189 | -\$514,438 | -5.07% |

Town absorbing full cost of Masuk H.S.



Expense Budget Summary

| | <u>Current Budget 2007-08</u> | <u>Requested Budget 2008-09</u> | <u>Requested Dollar Change</u> | <u>Per Cent Change</u> | <u>First Select. Budget 2008-09</u> | <u>Dollar Change 2008-09 VS. 2007-08</u> | <u>Per Cent Change 2008-09 VS. 2007-08</u> |
|------------------|-------------------------------|---------------------------------|--------------------------------|------------------------|-------------------------------------|--|--|
| Town | 15,236,785 | 17,073,290 | 1,836,505 | 12.05% | \$16,137,332 | 900,547 | 5.91% |
| Debt Service | 5,330,823 | 5,487,791 | 156,968 | 2.94% | \$5,418,151 | 87,328 | 1.64% |
| Reserve | <u>85,000</u> | <u>145,000</u> | <u>60,000</u> | 70.59% | <u>\$120,000</u> | <u>35,000</u> | 41.18% |
| Subtotal Town | 20,652,608 | 22,706,081 | 2,053,473 | 9.94% | 21,675,483 | 1,022,875 | 4.95% |
| BOE | 47,415,681 | 50,202,406 | 2,786,725 | 5.88% | \$49,650,000 | 2,234,319 | 4.71% |
| BOE Contra | 1,198,514 | 1,118,311 | (80,203) | -6.69% | \$1,118,311 | (80,203) | -6.69% |
| BOE State Grants | <u>1,483,269</u> | <u>1,643,808</u> | <u>160,539</u> | 10.82% | <u>\$1,643,808</u> | <u>160,539</u> | 10.82% |
| Subtotal BOE | 50,097,464 | 52,964,525 | 2,867,061 | 5.72% | 52,412,119 | 2,314,655 | 4.62% |
| Totals | 70,750,072 | 75,670,606 | 4,920,534 | 6.95% | 74,087,602 | 3,337,530 | 4.72% |

First Selectman reduced submitted budget by \$1.583M



Reduction Summary

| | <u>Current Budget 2007-08</u> | <u>Requested Budget 2008-09</u> | <u>Requested Dollar Change</u> | <u>% Change</u> | <u>First Select. Budget 2008-09</u> | <u>Reduction</u> | <u>Per Cent Change 2008-09 VS. 2007-08</u> |
|----------------------|---------------------------------------|---|--|---------------------|---|------------------|--|
| General Government | \$5,880,068 | \$6,236,625 | \$356,557 | 6.06% | \$6,116,285 | (120,340) | 4.02% |
| Public Safety | \$5,205,919 | \$5,663,476 | \$457,557 | 8.79% | \$5,437,133 | (226,343) | 4.44% |
| Public Works | \$2,290,834 | \$2,684,901 | \$394,067 | 17.20% | \$2,589,779 | (95,122) | 13.05% |
| Sanitation | \$319,431 | \$415,063 | \$95,632 | 29.94% | \$408,408 | (6,655) | 27.85% |
| Health & Welfare | \$191,203 | \$171,944 | -\$19,259 | -10.07% | \$174,015 | 2,071 | -8.99% |
| Culture & Recreation | \$1,343,830 | \$1,895,781 | \$551,951 | 41.07% | \$1,406,212 | (489,569) | 4.64% |
| Special Projects | \$5,500 | \$5,500 | \$0 | 0.00% | \$5,500 | 0 | 0.00% |
| Debt Service | \$5,330,823 | \$5,487,791 | \$156,968 | 2.94% | \$5,418,151 | (69,640) | 1.64% |
| Reserve | <u>\$85,000</u> | <u>\$145,000</u> | <u>\$60,000</u> | 70.59% | <u>\$120,000</u> | <u>(25,000)</u> | 41.18% |
| Subtotal Town | \$20,652,608 | \$22,706,081 | \$2,053,473 | 9.94% | \$21,675,483 | (1,030,598) | 4.95% |
| Town Council Adj. | | | | | <u>(250,000)</u> | <u>(250,000)</u> | |
| Total Town | | | | | \$21,425,483 | (1,280,598) | 3.74% |
| BOE | <u>\$47,415,681</u> | <u>\$50,202,406</u> | <u>\$2,786,725</u> | 5.88% | <u>\$49,650,000</u> | <u>(552,406)</u> | 4.71% |
| Totals | \$68,068,289 | \$72,908,487 | \$4,840,198 | 7.11% | \$71,075,483 | (1,833,004) | 4.42% |

Difficult choices made worse



Town Expense Budget Summary

| | <u>Current Budget 2007-08</u> | <u>Requested Budget 2008-09</u> | <u>Requested Dollar Change</u> | <u>% Change</u> | <u>First Select. Budget 2008-09</u> | <u>Dollar Change 2008-09 VS. 2007-08</u> | <u>Per Cent Change 2008-09 VS. 2007-08</u> |
|----------------------|---------------------------------------|---|--|---------------------|---|--|--|
| General Government | \$5,880,068 | \$6,236,625 | \$356,557 | 6.06% | \$6,116,285 | \$236,217 | 4.02% |
| Public Safety | \$5,205,919 | \$5,663,476 | \$457,557 | 8.79% | \$5,437,133 | \$231,214 | 4.44% |
| Public Works | \$2,290,834 | \$2,684,901 | \$394,067 | 17.20% | \$2,589,779 | \$298,945 | 13.05% |
| Sanitation | \$319,431 | \$415,063 | \$95,632 | 29.94% | \$408,408 | \$88,977 | 27.85% |
| Health & Welfare | \$191,203 | \$171,944 | -\$19,259 | -10.07% | \$174,015 | -\$17,188 | -8.99% |
| Culture & Recreation | \$1,343,830 | \$1,895,781 | \$551,951 | 41.07% | \$1,406,212 | \$62,382 | 4.64% |
| Special Projects | <u>\$5,500</u> | <u>\$5,500</u> | <u>\$0</u> | 0.00% | <u>\$5,500</u> | <u>\$0</u> | 0.00% |
| Subtotal | \$15,236,785 | \$17,073,290 | \$1,836,505 | 12.05% | \$16,137,332 | \$900,547 | 5.91% |
| Town Council Adj. | | | | | <u>-\$250,000</u> | <u>-\$250,000</u> | |
| Total | | | | | \$15,887,332 | \$650,547 | 3.81% |

Need to understand cost drivers



Town Cost Drivers

| | <u>Current Budget 2007-08</u> | <u>First Selectman's Budget 2008-09</u> | <u>Dollar Change</u> | <u>Per Cent Change</u> |
|--|---------------------------------------|---|--------------------------|----------------------------|
| <u>Town Cost Drivers</u> | \$15,236,785 | \$16,137,332 | \$900,547 | 5.91% |
| DPW - Increased Road Maintenance | | (240,000) | | |
| Gen. Govt. - Benefits | | (113,888) | | |
| Sanitation - Recycling Cardboard | | (78,012) | | |
| Gen. Govt. - Utilities - Buildings/P&R | | (24,284) | | |
| Gen Govt. - Economic Development | | (21,000) | | |
| Gen Govt. - Network Requirements | | (20,949) | | |
| P&R - Wolfe Park Improvements | | (15,000) | | |
| Gen. Govt - Social Services Reorg | | <u>\$23,657</u> | | |
| Baseline Increase | \$15,236,785 | \$15,647,856 | \$411,071 | 2.70% |

Budget increases address Town needs



Debt Service

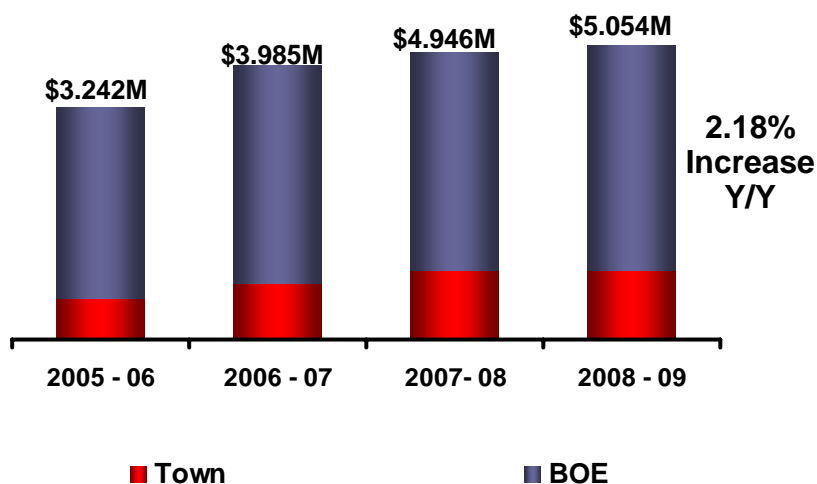
| | <u>Current Budget 2007-08</u> | <u>Submitted Budget 2008-09</u> | <u>Dollar Change</u> | <u>Per Cent Change</u> | <u>First Select. Budget 2008-09</u> | <u>Dollar Change 2008-09 VS. 2007-08</u> | <u>Per Cent Change 2008-09 VS. 2007-08</u> |
|-------------------|---------------------------------------|---|--------------------------|--------------------------------|---|--|--|
| Bond Redemption | \$1,000 | \$1,000 | \$0 | 0.00% | \$0 | -\$1,000 | -100.00% |
| Bond Principle | \$2,985,000 | \$3,010,000 | \$25,000 | 0.84% | \$3,010,000 | \$25,000 | 0.84% |
| Bond Interest | \$1,961,733 | \$1,941,101 | -\$20,632 | -1.05% | \$1,941,101 | -\$20,632 | -1.05% |
| New Debt | \$0 | \$102,600 | \$102,600 | | \$102,600 | \$102,600 | |
| Note Interest | \$0 | \$0 | \$0 | | \$0 | \$0 | |
| Bond Note Expense | \$1,000 | \$1,000 | \$0 | 0.00% | \$1,000 | \$0 | 0.00% |
| Lease Payments | <u>\$382,090</u> | <u>\$432,090</u> | <u>\$50,000</u> | 13.09% | <u>\$363,450</u> | <u>-\$18,640</u> | -4.88% |
| Totals | \$5,330,823 | \$5,487,791 | \$156,968 | 2.94% | \$5,418,151 | \$87,328 | 1.64% |

1.64% increase lower than 6 out of last 7 years



Debt Service

Debt Service Comparison



Debt Service currently provides payments for:

- **Masuk High School Renovation**
- **Jockey Hollow Construction**
- **Edith Wheeler Library Construction**
- **Open Space Purchases**

2008-09 Debt Service provides for:

- **Emergency Radio System (\$2M)**
- **Vehicle Replacements (\$800K)**
- **Jockey Hollow Firehouse Repair (\$50K)**

Markets indicate refinancing opportunity



Reserve Funding

| <u>Reserve Type</u> | <u>Current Budget 2007-08</u> | <u>Submitted Budget 2008-09</u> | <u>Dollar Change</u> | <u>Per Cent Change</u> | <u>First Select. Budget 2008-09</u> | <u>Dollar Change 2008-09 VS. 2007-08</u> | <u>Per Cent Change 2008-09 VS. 2007-08</u> |
|-----------------------|-------------------------------|---------------------------------|----------------------|------------------------|-------------------------------------|--|--|
| EMS Capital | \$30,000 | \$50,000 | \$20,000 | 66.67% | \$30,000 | \$0 | 0.00% |
| Internal Service Fund | \$20,000 | \$20,000 | \$0 | 0.00% | \$20,000 | \$0 | 0.00% |
| Revaluation | <u>\$35,000</u> | <u>\$75,000</u> | <u>\$40,000</u> | 114.29% | <u>\$70,000</u> | <u>\$35,000</u> | 100.00% |
| Totals | \$85,000 | \$145,000 | \$60,000 | 70.59% | \$120,000 | \$35,000 | 41.18% |

Reval Year/EMS ambulance request

Town of Monroe



Board of Education



BOE Test Results

| | <u>School</u> | <u>District</u> | <u>State</u> |
|---------------------------|---------------|-----------------|--------------|
| <u>Fawn Hollow</u> | | | |
| Grade 3 - Reading | 76.5% | 75.4% | 52.3% |
| Writing | 72.0% | 73.3% | 60.8% |
| Math | 78.8% | 81.1% | 59.4% |
| Grade 4 - Reading | 85.9% | 83.6% | 57.0% |
| Writing | 83.1% | 84.8% | 65.1% |
| Math | 91.5% | 89.4% | 62.3% |
| <u>Monroe Elementary</u> | | | |
| Grade 3 - Reading | 81.7% | 75.4% | 52.3% |
| Writing | 70.0% | 73.3% | 60.8% |
| Math | 75.0% | 81.1% | 59.4% |
| Grade 4 - Reading | 80.8% | 83.6% | 57.0% |
| Writing | 82.2% | 84.8% | 65.1% |
| Math | 83.6% | 89.4% | 62.3% |
| <u>Stepney Elementary</u> | | | |
| Grade 3 - Reading | 70.6% | 75.4% | 52.3% |
| Writing | 76.9% | 73.3% | 60.8% |
| Math | 87.2% | 81.1% | 59.4% |
| Grade 4 - Reading | 83.2% | 83.6% | 57.0% |
| Writing | 88.5% | 84.8% | 65.1% |
| Math | 91.2% | 89.4% | 62.3% |

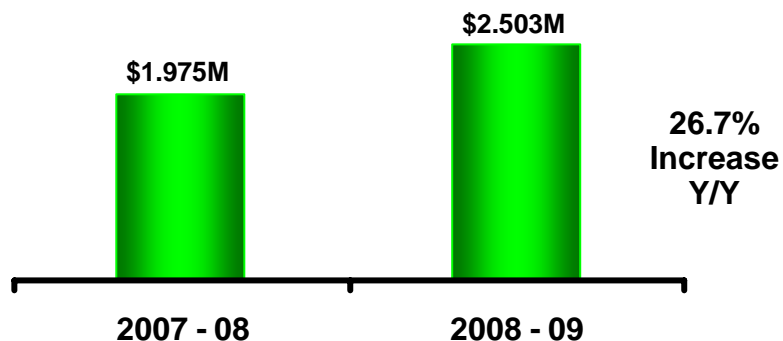
| | <u>School</u> | <u>District</u> | <u>State</u> |
|--------------------------|---------------|-----------------|--------------|
| <u>Chalk Hill</u> | | | |
| Grade 5 - Reading | 73.8% | 73.8% | 61.4% |
| Writing | 66.9% | 66.9% | 64.6% |
| Math | 77.9% | 77.9% | 66.0% |
| Grade 6 - Reading | 79.7% | 79.4% | 64.3% |
| Writing | 67.0% | 66.8% | 63.0% |
| Math | 73.1% | 72.9% | 63.9% |
| <u>Jockey Hollow</u> | | | |
| Grade 7 - Reading | 85.4% | 85.4% | 65.9% |
| Writing | 69.1% | 69.1% | 60.4% |
| Math | 80.2% | 80.2% | 60.3% |
| Grade 8 - Reading | 87.6% | 87.6% | 66.6% |
| Writing | 79.4% | 79.4% | 64.0% |
| Math | 76.4% | 76.4% | 60.8% |
| <u>Masuk High School</u> | | | |
| Reading | 68.8% | N/A | 45.6% |
| Writing | 76.5% | N/A | 52.9% |
| Math | 66.7% | N/A | 45.2% |
| Science | 62.6% | N/A | 44.4% |

Monroe – 159 out of 169 towns in per pupil funding

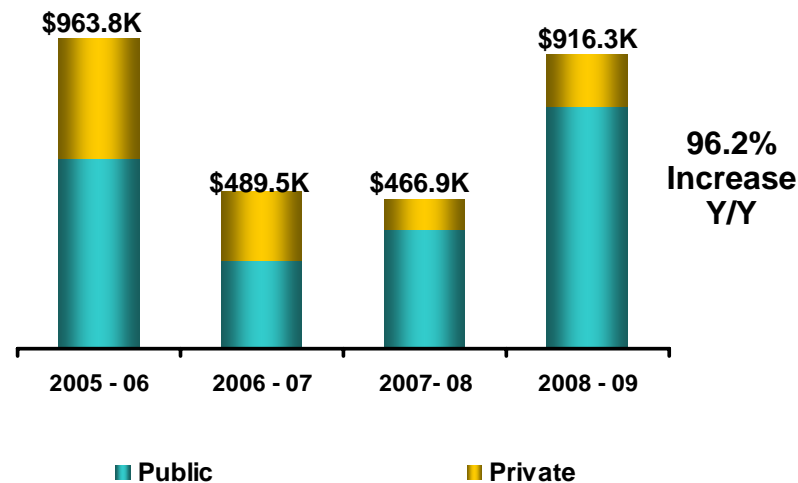


Special Education

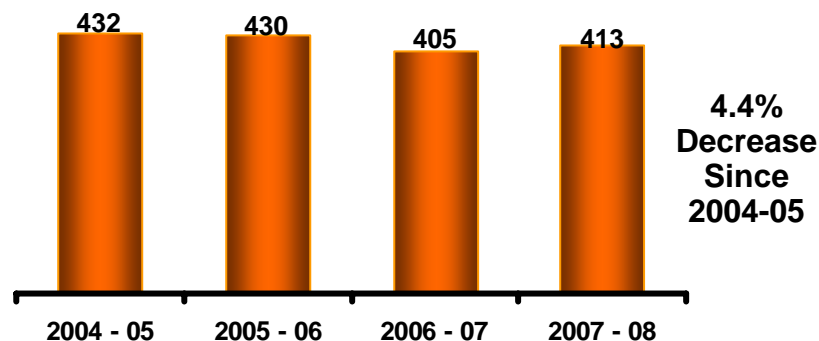
Special Education Costs



Special Education Placement Costs



Special Education Students

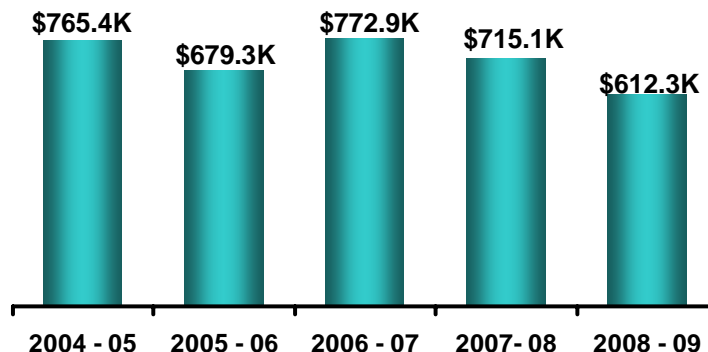


State mandated & underfunded by State

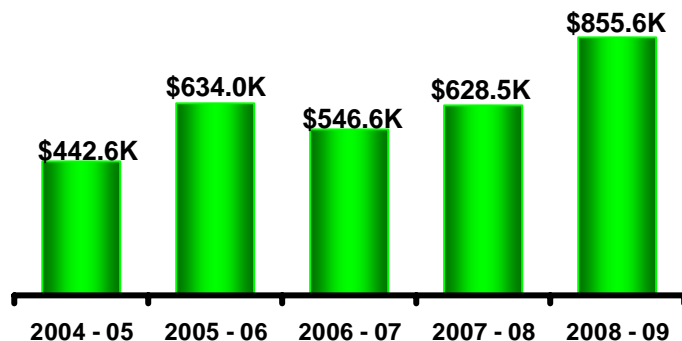


Retirements / Fuel Oil

Early Retirement Benefit Costs

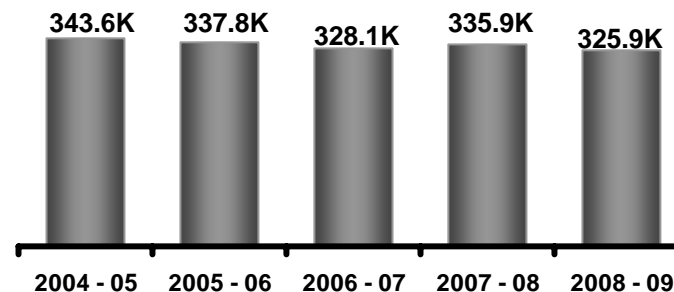


Fuel Oil \$'s



36.1%
Increase
Y/Y

Fuel Oil - Gallons



0.03%
Decrease
Y/Y

Contractual & market driven costs



BOE Summary

| | <u>2008-09 Budget</u> |
|--------------------------------------|-----------------------|
| BOE Turn Key | \$49,667,906 |
| Superintendents/BOE Recommendations | <u>\$534,500</u> |
| Total | \$50,202,406 |
| | |
| First Selectman Recommendation | <u>\$49,650,000</u> |
| | |
| Difference | \$552,406 |
| | |
| <u>Cost Drivers (Y/Y Change)</u> | |
| Special Education | \$527,278 |
| Heat/Electricity/Propane/Natural Gas | \$365,023 |
| Retirements | <u>-\$102,788</u> |
| Subtotal Cost Drivers | \$789,513 |
| | |
| <u>Revenue Loss</u> | |
| ECS/Trans Revenue Increase | -135,173 |
| State Grant/Contra Accounts | -80,366 |
| Oxford Tuition | <u>\$729,947</u> |
| Subtotal Revenue Loss | \$514,408 |
| | |
| Total Cost/Revenue Impacts | \$1,303,921 |

Tuition loss - incremental hurdle for Town

Town of Monroe



Town Council Adjustment



Town Council Adjustment

- ***No specificity – lacked line item designations***
- ***\$250,000 in Aggregate***
- ***No rationale for specific cuts that were listed***
- ***Looking for First Selectman to solution cuts – “You know best”***

Message – need to bring mill rate down



Adjustment Strategy

- ***Developed budget that moves everyone forward in small steps***
- ***If asked to decrease without specificity will move everyone back in small steps***
- ***Department head meeting***
- ***List of potential cuts***
- ***Want to work with BOF to develop plan that addresses TC concern***

Message – need to bring mill rate down



Expense Budget History

| <u>Fiscal Year</u> | <u>B.O.E</u> | <u>Town</u> | <u>Debt Serv.</u> | <u>Reserves</u> | <u>Subtotal</u> | <u>BOE Contra & Grants</u> | <u>Total</u> | <u>% Mill Rate Increase</u> | <u>Fund Balance Used</u> |
|--------------------|--------------|-------------|-------------------|-----------------|-----------------|--------------------------------|--------------|-----------------------------|--------------------------|
| 2008- 2009 | 4.71% | 5.91% | 1.64% | 41.18% | 4.79% | -0.07% | 4.72% | 5.98% | \$370K |
| 2007 - 2008 | 4.24% | 4.00% | 5.58% | 0.00% | 4.08% | -0.79% | 3.29% | 5.14% | \$370K |
| 2006- 2007 | 5.50% | 2.20% | 15.15% | 0.00% | 5.30% | 0.75% | 6.05% | 8.44% | \$370K |
| 2005 - 2006 | 5.97% | 2.90% | 24.18% | -1.08% | 6.07% | 0.90% | 6.97% | 5.11% | \$1.710K |
| 2004 - 2005* | 7.12% | 3.32% | 15.37% | 0.02% | 6.39% | -0.99% | 5.40% | 5.60% | \$1.895K |
| 2003 - 2004 | 5.91% | 4.89% | -6.85% | 50.00% | 4.74% | 0.48% | 5.22% | 4.23% | \$970K |
| 2002 - 2003 | 5.30% | 2.36% | 8.57% | -0.49% | 4.06% | 0.21% | 4.27% | 4.97% | \$970K |

* Revaluation Year

2008-09 budget addresses disparity



Median Household Increase

| | |
|--|------------------|
| Sale Period | May, 2006 |
| Median Sale Value | \$472,000 |
| Assessment | \$264,880 |
| Taxes @ Current Mill Rate | \$7,263 |
| Taxes @ Selectman Mill Rate | \$7,697 |
| % Increase - Selectman | 5.98% |
| Taxes @ Town Council Mill Rate | \$7,665 |
| % Increase - Town Council | 5.53% |
| Difference - Selectman | \$434 |
| Difference - Town Council | \$402 |
| Weekly Cost of Increase - Selectman | \$8.30 |
| Weekly Cost of Increase - TC | \$7.68 |

How do we compare?



Area Town Comparison

| <u>Town</u> | <u>Per Cent Expense Increase</u> | <u>Mill Rate Per Cent Increase</u> | <u>Grand List Per Cent Increase</u> |
|--------------|----------------------------------|------------------------------------|-------------------------------------|
| Monroe | 4.72% | 5.98% | 0.94% |
| Shelton | 5.05% | 6.52% | 2.22% |
| Easton | TBD | TBD | 0.29% |
| Trumbull** | 6.88% | 11.90% | 0.13% |
| Fairfield** | 5.55% | 5.46% | 1.01% |
| Newtown* | 7.10% | 8.96% | 28.88% |
| *Revaluation | | | ** \$2M UDFB |

Similar issues exist - Monroe fares better



Reduction Analysis

| (Excludes BOE Contra & Grants) | <u>2007-08</u> | | | <u>2008-09</u> | | |
|------------------------------------|--|-------------------------------|-------------------|--|-------------------------------|--------------------|
| | <u>Debt Service Town Ops. Reserves</u> | <u>Board of Education</u> | <u>Total</u> | <u>Debt Service Town Ops. Reserves</u> | <u>Board of Education</u> | <u>Total</u> |
| Submissions | 21,188,273 | 48,490,681 | 69,678,954 | 22,706,081 | 50,202,406 | 72,908,487 |
| First Selectman Reduction | <u>N/A</u> | <u>(125,000)</u> | <u>(125,000)</u> | <u>(1,030,598)</u> | <u>(552,406)</u> | <u>(1,583,004)</u> |
| TC/BOF Start Point | 21,188,273 | 48,365,681 | 69,553,954 | 21,675,483 | 49,650,000 | 71,325,483 |
| Per Cent Increase (Y/Y) | 7.10% | 6.33% | 6.56% | 4.95% | 4.71% | 4.79% |
| <u>Adjustments</u> | | | | | | |
| Town Council Adjustments | (177,948) | N/A | (177,948) | (250,000) | N/A | TBD |
| Board of Finance Adjustments | <u>(110,355)</u> | <u>(450,000)</u> | <u>(560,355)</u> | <u>TBD</u> | <u>TBD</u> | <u>TBD</u> |
| Subtotal | 20,899,970 | 47,915,681 | 68,815,651 | 21,425,483 | 49,650,000 | 71,075,483 |
| Per Cent Increase (Y/Y) | 5.64% | 5.34% | 5.43% | 3.74% | 4.71% | 4.42% |
| <u>Total Referendum Reductions</u> | <u>(247,362)</u> | <u>(500,000)</u> | <u>(747,362)</u> | <u>TBD</u> | <u>TBD</u> | <u>TBD</u> |
| Final Approved Budget | 20,652,608 | 47,415,681 | 68,068,289 | 21,425,483 | 49,650,000 | 71,075,483 |
| Per Cent Inceas (Y/Y) | 4.39% | 4.24% | 4.28% | 3.74% | 4.71% | 4.42% |
| Reduction % - Submissions | -2.53% | -2.22% | -2.31% | -5.64% | -1.10% | -2.51% |
| Reduction % - TC/BOF Start Point | -2.53% | -1.96% | -2.14% | -1.15% | N/A | N/A |

Which budget is a better value proposition?



Value Proposition

| | |
|-------------------------------------|---------------------|
| First Selectman's Budget 2008-09 | \$71,325,483 |
| Approved Budget 2007- 08 | <u>\$68,068,289</u> |
| Difference | \$3,257,194 |
| Percent Increase 2008- 09 | 4.79% |
| Percent Increase 2007- 08 | 4.28% |
| Difference (BPS) | 0.51% |
| 2008-09 budget @ 4.28% Increase | \$70,981,612 |
| Difference 4.79% vs. 4.28% increase | \$343,871 |
| \$ per BPS | \$6,743 |

2008-09 Budget Contains these items:

- *\$2.0M for Emergency Radios*
- *\$800K for Vehicle Replacements*
- *\$50K for HVAC Repair for Jockey Hollow Fire Station*
- *4% Increase for Fire Services*
- *\$240K for Road Maintenance*
- *\$78K for Cardboard Recycling*
- *\$21K for F/T ED/Grants Coordinator*
- *\$15K for Wolfe Park Improvements*
- *Continue to maintain our School District*
- *Increase Senior Tax Relief almost 50%*

2008-09 budget moves Monroe forward



Summary

- ***Delivered a needs based budget***
 - ***Education***
 - ***Emergency services***
 - ***Capital Projects***
 - ***Senior Tax Relief***
- ***Budget Increases Road Maintenance Funding***
- ***Lowest % increase starting point in recent budget history***
- ***Selectman review reduced submitted budget by \$1.583M***
- ***Revenue decrease negatively impacts mill rate***

Budget moves Monroe forward